

Reports

ORIGAM allows data analysts to view and analyze data from different data sources by using all the infrastructure of ORIGAM services and user interfaces.

The business intelligence is supported using the following parts:

- [Report Service](#)
- [Report Reference Menu Item](#)
- [Report UI Action \(button\)](#)

Using these elements you can present, analyze, print and export the data.

Report Types

Crystal Report

This element allows you to attach a report developed using SAP Crystal Reports (version 2008 and later).

Excel Report

File System Report

PrintIt Report

Report Parameters


SQL Server Report





This element allows you to attach a report developed using SQL Server Reporting Services.





Web Report





A web report maps a report element to a URL with the ability to pass different parameters to it.





MODEL STRUCTURE











		Crystal Report	
			Default Value Parameter
			Parameter
			Xslt Initial Value Parameter

		Excel Report	
			Default Value Parameter
			Parameter
			Xslt Initial Value Parameter

		File System Report	
			Default Value Parameter
			Parameter
			Xslt Initial Value Parameter

		PrintIt Report	
			Default Value Parameter
			Parameter
			Xslt Initial Value Parameter

		SQL Server Report	
			Default Value Parameter
			Parameter
			Xslt Initial Value Parameter

		Web Report	
			Default Value Parameter
			Parameter
			Xslt Initial Value Parameter